

Cork Fillerboard



CORKJOINT® N.E.C Cork Fillerboard is manufactured to ASTM Type II from high grade granulated cork and resin binders making it highly suitable as a fillerboard support for joint sealants for use in movement joints.

CORKJOINT® N.E.C Cork Fillerboard contains only natural clean cork and bound together with a resin and can be supplied on site with a Tear Off Cap which allows for removal and a sealant placed over if required.

Areas of Application

- Heavy trafficable areas
- Water tanks
- Ideal for wet areas
- Pedestrian malls
- Water treatment plants
- Dams
- Sewage treatment plants
- Reservoirs
- Footpaths
- Highways and bridges
- Airport runways
- Swimming pools
- Brick or block walls
- Driveways

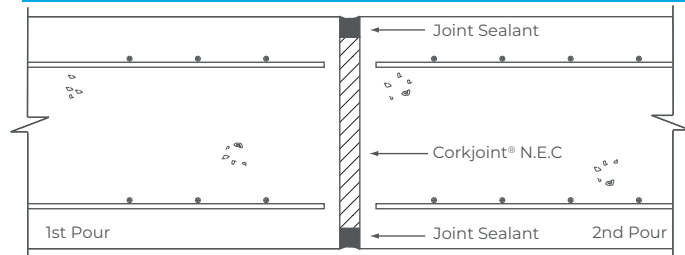
Sizes Available

Available in the following thicknesses:
10mm / 15mm / 20mm

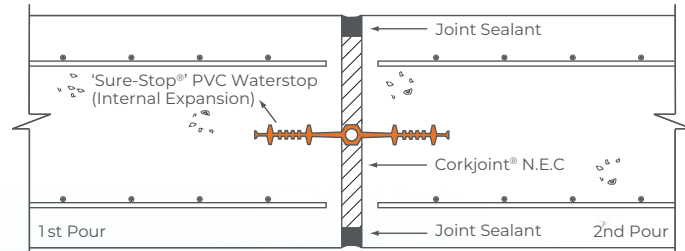
Please refer to the sheet size chart for available dimensions.

915 x 610mm
915 x 300mm
915 x 200mm
915 x 150mm
915 x 100mm
915 x 75mm

Expansion Joint in Slab or in Wall Joint



Expansion Joint in Slab or in Wall Joint of Water retaining / excluding structure



"For all your fastener needs"
TIMBERFIX
HARDWARE • SITE SUPPLIES • FASTENERS

EXPRESS NEXT MORNING DELIVERY

1300 888 729

sales@timberfix.com.au
www.timberfix.com.au

All advertised product pricing excludes GST & Delivery. Next morning delivery available for stocked items to Sydney metro area Mon-Fri when ordered by 5pm

Cork S.E.C Fillerboard

SELF-EXPANDING (TYPE III) CORK FILLERBOARD

CORKJOINT® S.E.C Cork Fillerboard, being a natural based product has the ability to withstand a variety of environmental and climatic conditions.

As concrete expands and contracts during daily climate and temperature changes, CORKJOINT® S.E.C Cork Fillerboard automatically adapts to the conditions and prevents your concrete from bursting or cracking.

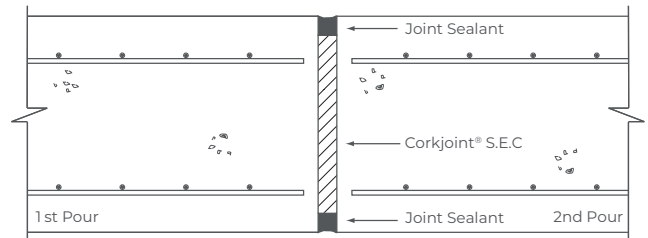


Areas of Application

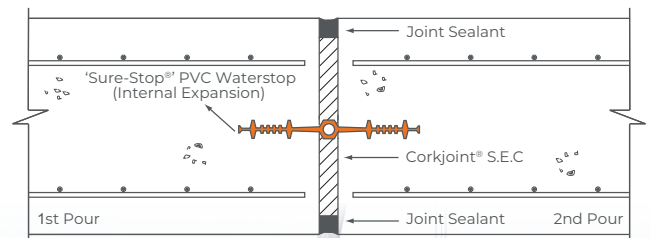
- Footpaths
- Driveways
- Pedestrian malls
- Brick or block walls
- Heavy trafficable areas
- Reservoirs
- Footpaths
- Reservoirs
- Dams
- Water treatment plants
- Sewage treatment plants
- Swimming pools
- Ideal for wet areas
- Water tanks
- Highways & bridges
- Airport runways

Note : The product's design and performance, its intended use, installation and final confirmation and approval for use, must be provided by the project's Design Engineer and Project Manager.

Expansion Joint in Slab or in Wall Joint



Expansion Joint in Slab or in Wall Joint of Water retaining / excluding structure



Sizes Available

Available in the following thicknesses:
10mm/ 12mm/ 15mm/ 20mm/ 25mm

Please refer to the sheet size chart for available dimensions.

915 x 610mm
915 x 300mm
915 x 200mm
915 x 150mm
915 x 100mm
915 x 75mm



"For all your fastener needs"
TIMBERFIX
HARDWARE • SITE SUPPLIES • FASTENERS

EXPRESS NEXT MORNING DELIVERY

1300 888 729

sales@timberfix.com.au
www.timberfix.com.au

All advertised product pricing excludes GST & Delivery. Next morning delivery available for stocked items to Sydney metro area Mon-Fri when ordered by 5pm